


NOTE


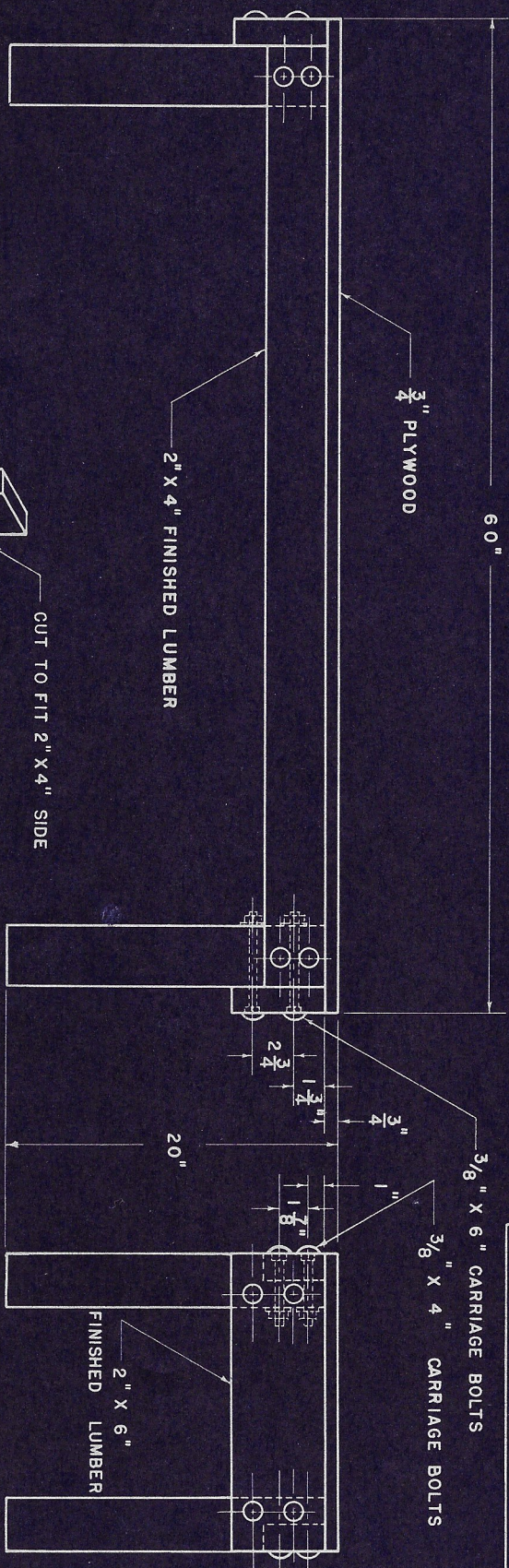
THREE PIECES OF 2" X 6" FINISHED LUMBER LAID WITH 9/16" SPACES MAY BE SUBSTITUTED FOR PLYWOOD TOP. SECURE TO FRAME WITH NO. 12 X 2 1/2" FLAT HEAD WOOD SCREWS.

MATERIAL LIST

TOP-	1 PIECE 3/4" PLYWOOD 18" X 60"
SIDES & LEGS-	1 PIECE 2" X 4" X 10' FINISHED LUMBER
	1 " 4" X 4" X 7' "
ENDS-	1 PIECE 2" X 6" X 4' FINISHED LUMBER
	BOLTS, NUTS, & WASHERS-
	8-3/8" X 6" CARRIAGE BOLTS
	8-3/8" X 4" "
	16-3/8" SQUARE NUTS
	16-3/8" WASHERS
	12-NO. 12 X 1 3/4" FLAT HEAD WOOD SCREWS



MOUNT SHOPSMITH BASE PLATE FLUSH WITH END OF BENCH. SET HEADREST UNDER TUBES AT OTHER END. MARK HOLES FOR HEADREST AND BASE PLATE. DRILL 3/8" DIAM., 7 HOLES. SEE OWNER'S GUIDE PAGES 3 & 4.



4" X 4" LEG DETAIL

MAGNA ENGINEERING CORP.

SAN FRANCISCO, CALIF.

SHOPSMITH BENCH 160-2